



UNODC

United Nations Office on Drugs and Crime



Center of Excellence in
STATISTICAL INFORMATION ON GOVERNMENT,
CRIME, VICTIMIZATION AND JUSTICE



**REGIONAL TRAINING ON
MEASURING SDG16 IN AFRICA**
PEACE, JUSTICE AND STRONG
INSTITUTIONS

MEASURING SDG 16.3.2 UNSENTENCED DETAINEES

SARIKA DEWAN, CONSULTANT
DATA DEVELOPMENT AND DISSEMINATION SECTION
UNODC



Content



The value of data on pre-trial detention



SDG Indicator 16.3.2



Current global trends



UN-CTS data availability and quality



Next steps



UNODC
United Nations Office on Drugs and Crime

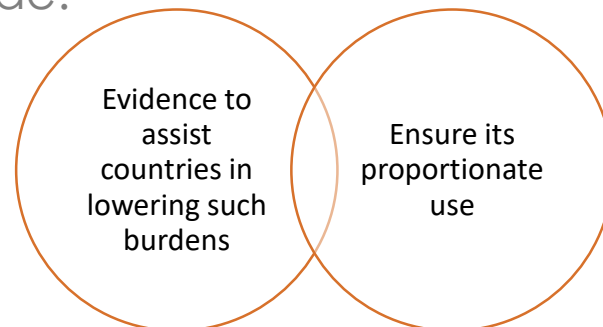


- **Indicator 16.3.2:** Unsentenced detainees as a proportion of overall prison population



The value of unsentenced detainees data

- The indicator signifies overall respect for the principle that persons awaiting trial shall not be detained in custody unnecessarily. This, in turn, is premised on aspects of **the right to be presumed innocent until proven guilty**.
- From a development perspective, **extensive use of pre-sentence detention when not necessary** (for reasons such as the prevention of absconding, the protection of victims or witnesses, or the prevention of the commission of further offences), **can divert criminal justice system resources, and exert financial and unemployment burdens on the accused and his or her family**.
- Measuring the relative extent to which pre-sentence detention is used can provide:



For information on UNODC Prison Reform, visit:
<https://www.unodc.org/unodc/en/justice-and-prison-reform/prison-reform-and-alternatives-to-imprisonment.html>



SDG Indicator 16.3.2. Unsentenced detainees

Target and indicator

Target 16.3: Promote the rule of law at the national and international levels and ensure equal access to justice for all

Unsentenced detainees: The total number of persons held in detention who have not yet been sentenced, as a percentage of the total number of persons held in detention, on a specified date.

Data source and methods

Data source

- National prison authority, through UN-CTS Focal Point

Computation method

$$\text{Unsentenced detainees} = \left(\frac{\text{Total number of persons held in pre-trial detention}}{\text{Total number of persons held in detention}} \right) \times 100$$

Reference period

- Calendar year or 12 months

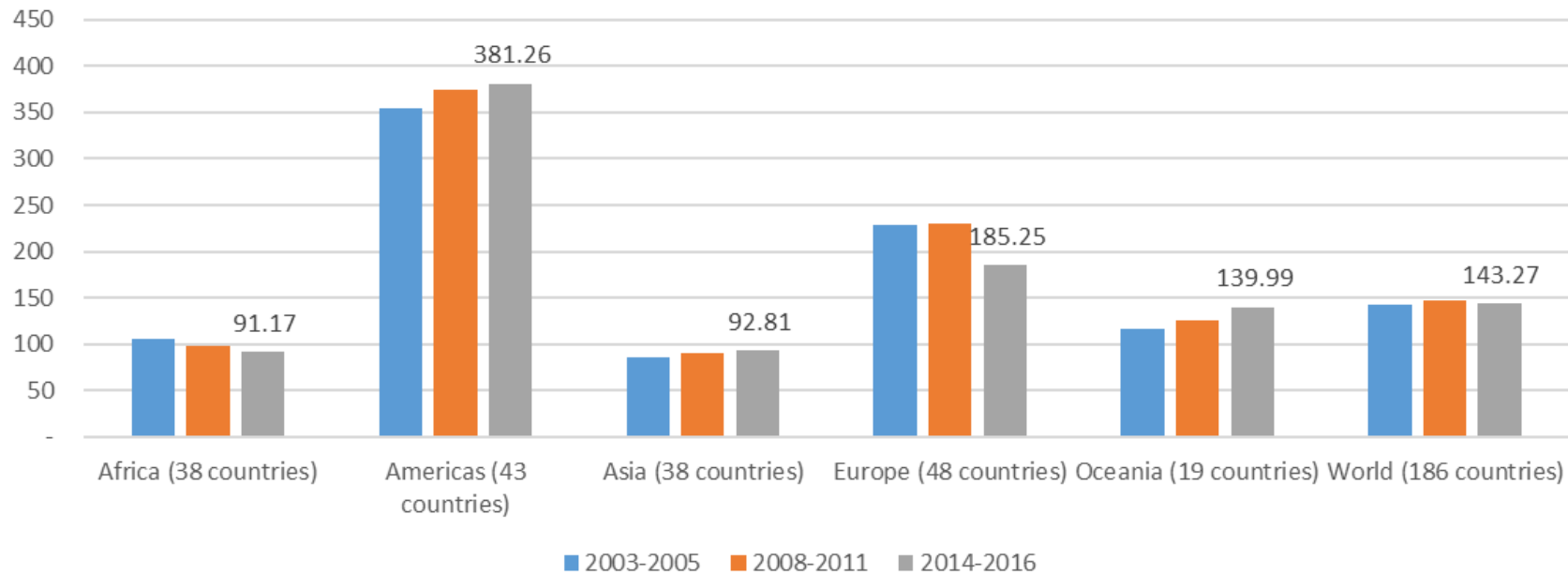
Recommended disaggregations

- Sex and age
- Length of pre-trial (unsentenced) detention



Current trends: Total Prisoners

Persons held per 100,000 population (2003-2016)



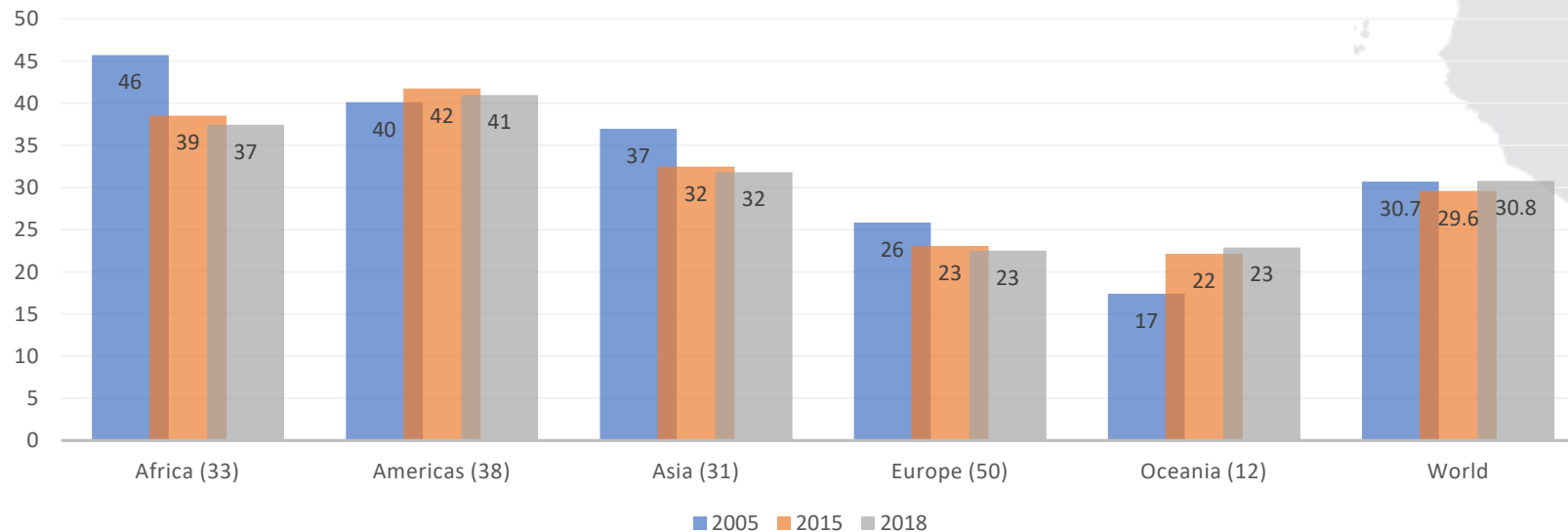
Globally, the number of prisoners has risen between 2003 and 2016 by 14 % from 9.1 to 10.4 million prisoners

Though, the number of prisoners per 100,000 population has remained constant since 2003, but with notable regional variations.



Current trends: Percentage of unsentenced prisoners (SDG 16.3.2)

Unsentenced prisoners as a proportion of prison population by region, 2005, 2015, 2018

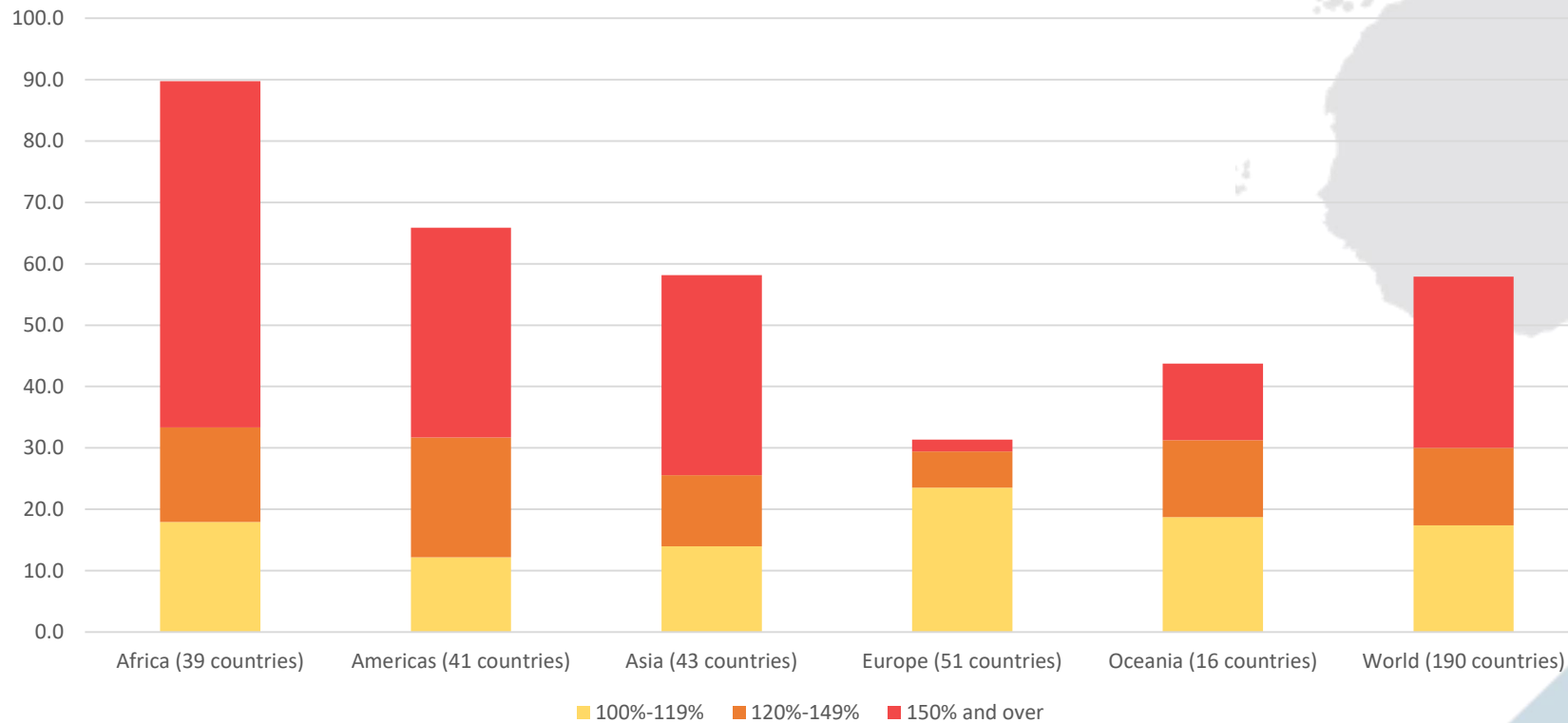


Globally, the % of unsentenced detainees out of all prisoners has receded slightly since 2003, with large decreases in Africa, Asia and Europe, while Oceania has seen increases.



Current Trends: Prison overcrowding













Overcrowding in prisons: percentage of countries where prisoners outnumber the prison capacity (2018 or latest year)





In Africa, Central and South America and Southern and South-Eastern Asia several countries have many more detainees than prison capacity



Data collection mechanism: UN Crime Trends Survey

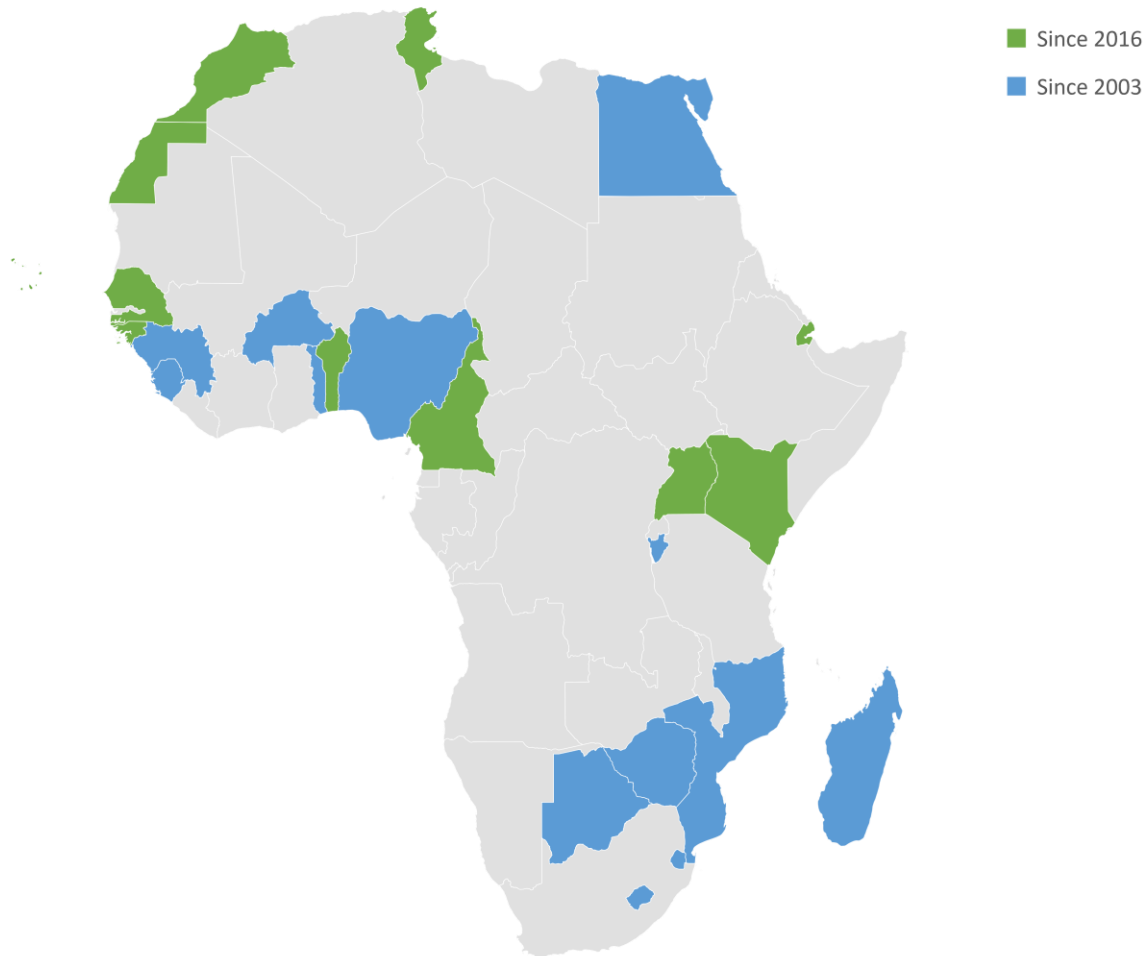
-  Persons held by sex, age status and citizenship
-  Persons held for intentional homicide, rape, bribery, drug possession and drug trafficking
-  Persons held by sentencing status and sex
-  Persons held unsentenced by length of detention
-  Mortality in prisons
-  Persons entering prisons by sentencing status NEW
-  Convicted persons held under other types of supervision by sex NEW
-  Prison personnel by sex
-  Prison personnel by function NEW
-  Official prison capacity by sex and age status
-  Number of prison facilities
-  *Type of legal representation*

 = Core annual variables
 = New additions


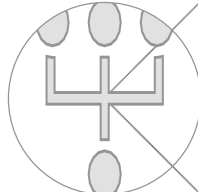




UN-CTS Prison Data Availability and Quality

Data Availability in Africa



Issues of Comparability


- **Counting rules**
 - Stock vs. flow of prison population
- **Application of principle offence rule**
 - Total number of prisoners vs. Prisoners in relation to an offence
- **Age status**
 - Adults vs. Juveniles
- **Inclusion of alternatives**
 - Persons held in alternatives & electronic monitoring



Conclusion and next steps

- In Africa, low prison population but **high levels of unsentenced detention and overcrowding**
- We are committed to strengthen data collection on:
 - Annual prison variables and disaggregation (→ SDG 16.3.2)
 - Alternatives to pre-trial and sentencing
 - Special groups such as juveniles and women
- Disseminate data and produce analytical reports

→ How can you strengthen prison data at national level with more disaggregation and/or analytical outputs?



Using the ICCS as a blueprint to collect prison statistics

Code	Crime Category	Sub-category	Variable
1	Homicide	Intentional	Number of victims
2	Sexual offenses	Sexual assault	Number of victims
3	Sexual offenses	Sexual harassment	Number of victims
4	Sexual offenses	Sexual exploitation	Number of victims
5	Sexual offenses	Sexual slavery	Number of victims
6	Sexual offenses	Sexual trafficking	Number of victims
7	Sexual offenses	Sexual abuse	Number of victims
8	Sexual offenses	Sexual violence	Number of victims
9	Sexual offenses	Sexual exploitation	Number of victims
10	Sexual offenses	Sexual slavery	Number of victims
11	Sexual offenses	Sexual trafficking	Number of victims
12	Sexual offenses	Sexual abuse	Number of victims
13	Sexual offenses	Sexual violence	Number of victims
14	Sexual offenses	Sexual exploitation	Number of victims
15	Sexual offenses	Sexual slavery	Number of victims
16	Sexual offenses	Sexual trafficking	Number of victims
17	Sexual offenses	Sexual abuse	Number of victims
18	Sexual offenses	Sexual violence	Number of victims
19	Sexual offenses	Sexual exploitation	Number of victims
20	Sexual offenses	Sexual slavery	Number of victims

Using the UN-CTS as guidance to produce data on the most relevant disaggregating variables

THANK YOU FOR YOUR ATTENTION



sarika.dewan@un.org

For further information: <https://www.unodc.org/unodc/en/data-and-analysis/measuring-sdg16-webinar-series.html>

UNODC Data: <https://dataunodc.un.org/>

For any further questions: unodc-sdg@un.org